



Virtual Family Night

Safety

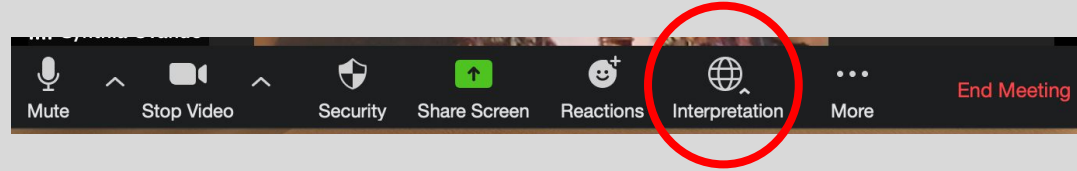
November 3, 2022

Use Chat Box:

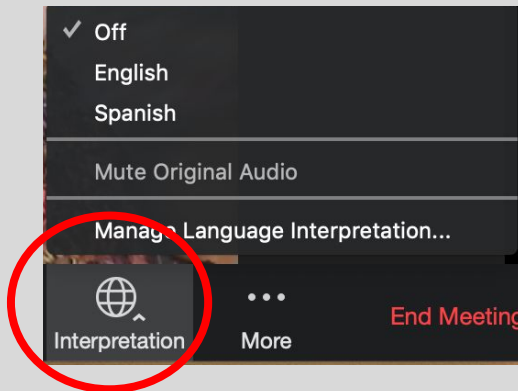
Please share your name & one thing you are looking forward to doing over the Thanksgiving break.

Interpretation / Interpretación / 翻譯

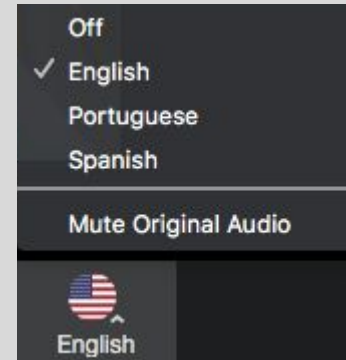
- 1 Go to the Control Panel
Vaya a los controles | 控制項



- 2 Click on “Interpretation”
Clic en “Interpretación” | 翻译




- 3 Choose a Language
Escoja un idioma | 選擇一種語言

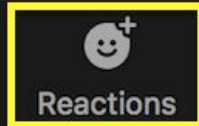
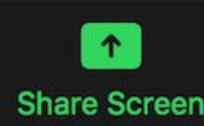




Zoom Instructions

- MUTE/UNMUTE YOUR MICROPHONE - please stay on mute unless prompted by facilitator to unmute yourself.
- TURN ON/OFF YOUR CAMERA - please turn on your camera, whenever possible. We would love to see you. If not, no worries!
- PARTICIPANTS: View participants & use hand raise function to be called on
- CHAT: Use chat function to offer positivity or share your questions
- REACTIONS: Show love by using your thumbs up or hand clap



Type message here...



Goals for tonight:

- Learn how to best pick up a student from school (regular and emergency)
- Inform families about how O High prepares for and handles lock down situations
- Define the difference between LockDown and LockOut
- Inform Families about how O High prepares for Fire / Earthquake / Evacuation Emergencies

How to pick up your student:

Option 1:

Call the school and let the person who answers know who you are, who your student is, and that you'd like for them to be released. The people manning the phone may ask you some questions to verify your identity and that you are on the contact information for your student.

Option 2:

Come to the school, go to the office, let them know you want to pick up student's name. They will verify you are on the contact list and then reach out to the teacher to send the student to the office for release.

Safety during school day pick up:

1. We must make sure we are releasing a student to the appropriate adult listed on the contacts (sometimes a student may attempt to run away, or they will attempt to leave school, an abduction could happen, or there is a court order in place.)
2. Please do not wander the school. This adds to confusion. An unknown person on campus is a safety issue, please go to the main office or attendance office (or if releasing from the field - the field gates) to pick up your student.
3. In a lock down/ lock out situation we don't want students or unknown adults wandering the campus since we may not be sure who or where the threat is. During our last scares, teachers held students because they did not know if it were safe for students to leave, AND they did not know if the student was actually being called for release - unless verified by a staff member.

Staff on Campus who support safety

5 Culture Keepers

2-3 people from Saving Shorty

5 Case managers for pathway family

2 Case managers for intensive school needs

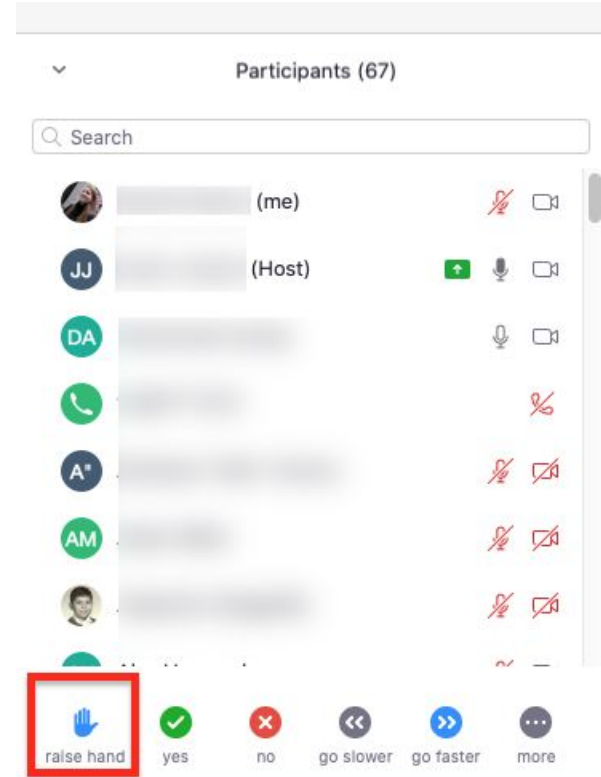
Administrators

External organizations (Violence Interrupters, Trybe)



Questions

**PUT IN CHAT BOX
OR USE RAISE
HAND FUNCTION**



Mute



Stop Video



Participants 2



Chat



Share Screen



Record



Reactions

Leave

Lock Down drill / Lock Down

Lockdown occurs when there is an active shooter on campus.

In schools we practice lockdown drills.

Teachers are asked to lock their doors, turn off lights, close blinds if they have windows, move students away from the door / windows so it looks like no one is there.

They stay sheltered in place until the all clear is given.

Lock Out

Potential threat - where we secure the perimeter.

Teachers and students limit movement throughout the building, but can continue daily activities.

Key personnel go on heightened alert where we patrol the hallways and make sure we know who's in hallways - try to prevent any unnecessary movement, gates are locked.

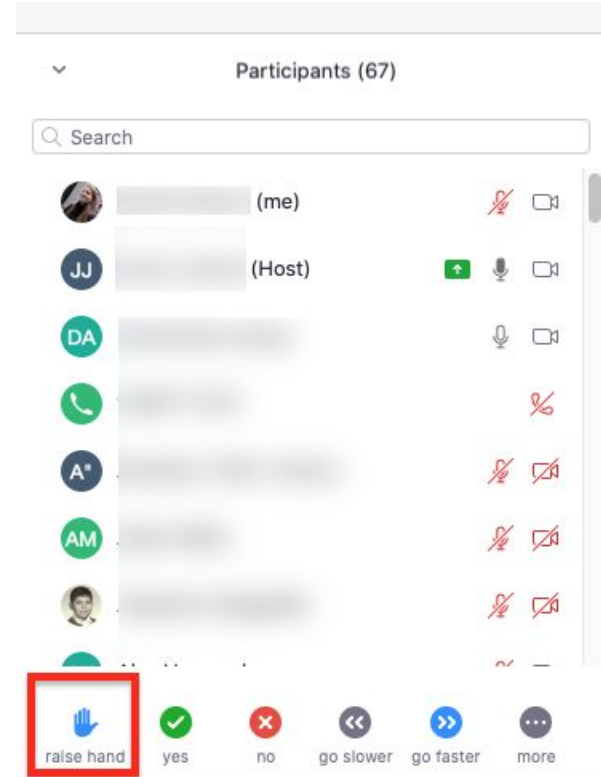
Passing period and teaching will continue.

An all clear will be given.



Questions

**PUT IN CHAT BOX
OR USE RAISE
HAND FUNCTION**



Mute



Stop Video



Participants 2



Chat



Share Screen



Record



Reactions

Leave

Emergency Drills: Fire

During a fire drill students go with their teacher out the predetermined route to the designated location on the field.

Teachers need to take attendance to ensure students are with them.

If a student was not in class at the time(bathroom, etc), they should join the rest of the school on the field.

In case of a real fire, the district offices will be informed and if no building damage and the building is clear, we will continue with school. If there is major damage, the district will support in making the determination of school closure or early release. I cannot make that decision on my own.

Emergency Drills: Earthquake

Every year we practice Earthquake, Fire and Lock Down drills.

During Earthquake drill students are asked to **drop** to the ground, seek **cover** under a desk or table, **hold** on if the ground is shaking.

If outside, move away from buildings, wires, anything that could fall on them, drop to the ground until the drill or shaking stops.

If a minor real earthquake occurs and there is no damage to the building, we will continue with school.

If a major earthquake occurs, and there is school damage, we will evacuate the buildings that need evacuation - family may pick up their student, but we will need to follow release protocols.

Emergency Release - Disaster

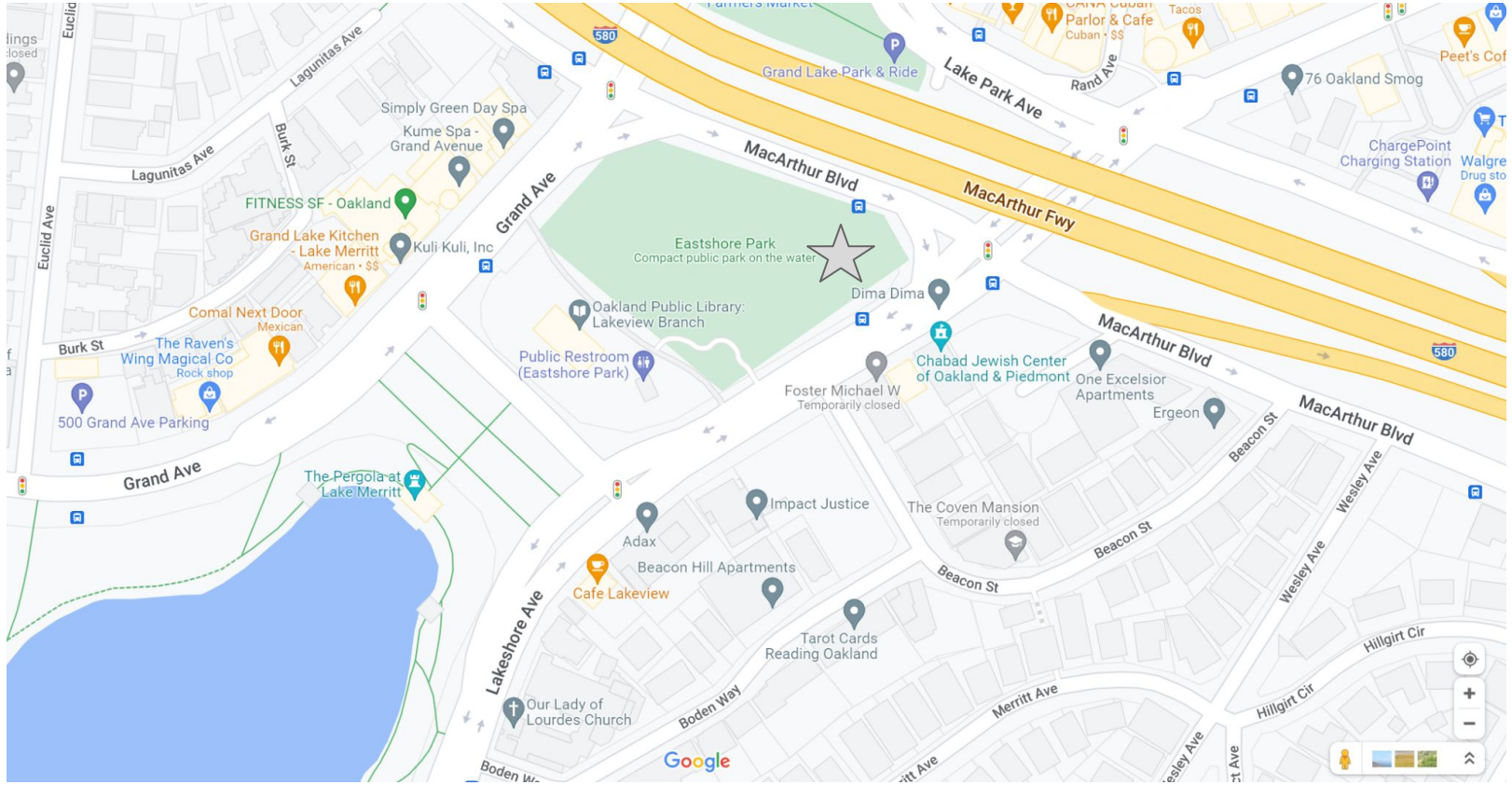
Follow the instructions from above

If it is a disaster, we will keep your student until the end of the school day and possibly longer depending on the emergency situation.

If conditions are such that transportation is impossible, we will keep your student until a parent, guardian, or authorized person comes to pick up the student. We expect that you try to come as soon as possible, but also understand that this will be an emergency situation.

The superintendent may make other decisions and direct us in different ways, so listen to the news / radio for any pertinent information.

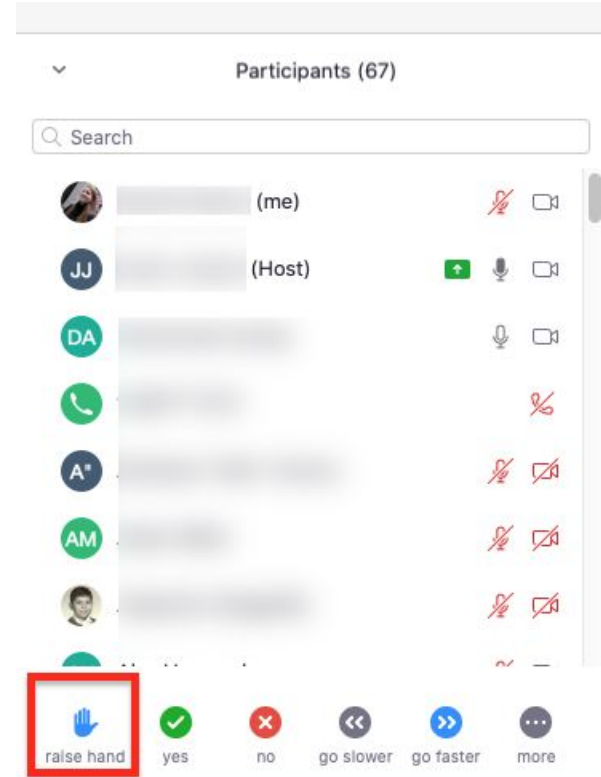
If we need to evacuate the campus





Questions

**PUT IN CHAT BOX
OR USE RAISE
HAND FUNCTION**



Mute



Stop Video



Participants 2



Chat



Share Screen



Record



Reactions

Leave